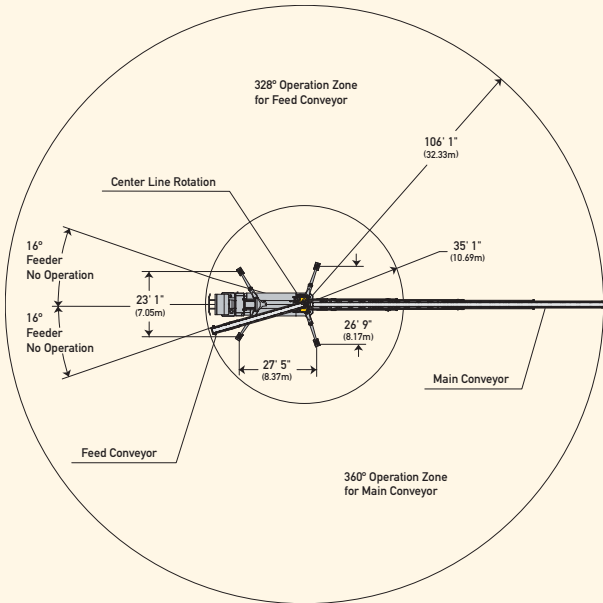
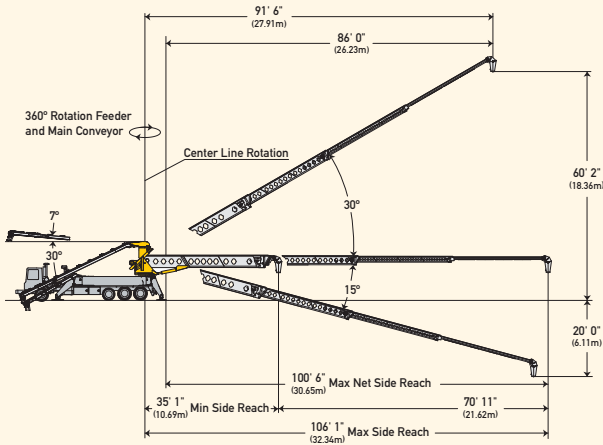
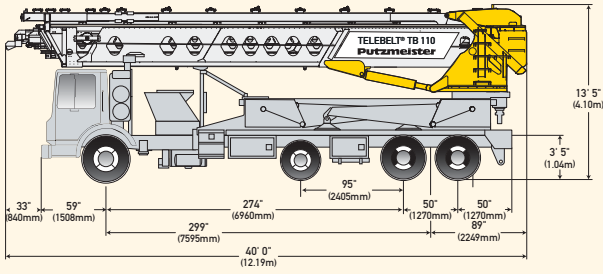


Telebelt® TB 110 Specifications



Conveyors

Conveyor horizontal reach		
Maximum at 0°	106' 1"	(32.34m)
Maximum at 30°	91' 6"	(27.91m)
Conveyor belt width	18"	(457mm)
Feed conveyor length	38' 0"	(11.60m)
Feed conveyor belt width	18"	(457mm)
Trunk/end hose length	15' 0"	(4.57m)
Discharge height from grade		
Maximum at 30°	60' 2"	(18.36m)
Maximum at -15°	-20' 0"	(-6.11m)
Main & feed conveyors		
Observed capacity at 0°	5.00 yd ³ /min	(4.00m ³ /min)
Observed capacity at 20°	5.00 yd ³ /min	(4.00m ³ /min)

Outriggers

Net reach beyond outriggers —		
at 0°	100' 6"	(30.65m)
at 30°	86' 0"	(26.23m)
Outrigger spread L-R — front manual out, hydraulic extended down	23' 1"	(7.05m)
Outrigger spread L-R — rear manual out, hydraulic extended down	26' 9"	(8.17m)
Outrigger spread front to rear	27' 5"	(8.37m)

General Specifications

Water tank capacity	200 gal	(757 L)
Hydraulic oil tank capacity (with cooler)	150 gal	(568L)

Truck Specifications *•+

Weight	20,525 lbs	(9,310kg)
Engine horsepower	405 hp	(302kW)
Wheelbase	299"	(7,595mm)
Cab height	104"	(2,642mm)
Steering radius (outside)	45' 6"	(13.87m)
Steering angle	30°	
Fuel tank capacity	80 gal	(303L)
Transmission	Mack T310 10-Speed	

Transport Axle Weights *•+

Steering	19,008 lbs	(8,621kg)
Pusher	10,000 lbs	(4,535kg)
Tandem	33,754 lbs	(15,309kg)
Total	62,762 lbs	(28,465kg)

Maximum theoretical values listed.

* Truck dimensions will vary with different truck makes, models and specifications.

• Weights are approximate and include truck, fuel, and 100 gal (379L) of water.

+ All specifications apply to units mounted on Mack MRU 613.



Putzmeister America, Inc.
1733 90th Street
Sturtevant, WI 53177 USA

Phone (262) 886-3200
Toll-free (800) 884-7210
Fax (262) 884-6338



Putzmeister



TELEBELT® TB 110

Telescopic Belt Conveyor

A time-tested reputation for excellence



Never underestimate the benefits of a good belt. Putzmeister's Telebelts® have led the industry for almost 50 years. Since adopting their time-tested design in 1997, we've continued to modify and improve upon it based on customer feedback and our extensive knowledge base.

Operating at up to 5 cubic yards per minute, the Putzmeister Telebelt® TB 110 can quickly convey a wide

variety of materials ranging from sand to 4-inch rock. Setup is quick and easy in congested areas - even in rough terrain - with its unique butterfly outriggers, and the four-section conveyor design offers smooth, surge-free conveying. The TB 110 is ideal for mat pours, backfill, bridge decks, slope paving, caissons, slabs, landscaping, dams, environmental projects, tilt-up panels, wind farms, foundations, footings and other applications.

Telebelt Advantage



Accuracy and speed

For accuracy in addition to efficiency, the TB 110 features an 18" (457mm)-wide feeder and main belts. The radio remote control allows for precision boom movement.



Save time and labor

Telebelts can perform multiple tasks from a single location. Quick setup and tear down as well as the ability to place material at high volumes enable you to complete more jobs with less manpower. Tedious tasks once requiring multiple trips with other equipment are eliminated.



Jobsite convenience

Setup and redeployment is fast and easy with fully proportional radio remote controls for the boom and feeder. The feed conveyor is easily fed on three sides by a surge hopper, ready mix truck or dump truck. Telebelts do not require priming, and all material can be run off the belts, eliminating waste.

Telebelt versatility



Telebelts extend your material placement needs worldwide

Putzmeister's Telebelts set the standard for versatility and durability, and can place high volumes of material with ease. Combined with our coast-to-coast support and in-house expertise our proved design takes performance to new lengths. From commercial and residential projects, to wind farms, dams, caissons and landfill lining, a Telebelt's placement possibilities are endless. Telebelts allow you to diversify your business and increase job opportunities.

In addition to the United States, Telebelts have been utilized on projects around the world, including: Australia, Brazil, Canada, Chile, China, England, Ethiopia, Germany, India, Italy, Japan, Korea, Laos, Mexico, Myanmar, New Zealand, Oman, Philippines, Portugal, Russia, Saudi Arabia, Spain, Switzerland, Turkey and Ukraine.

Telebelt outriggers are designed with quick setup in mind. A variety of outrigger styles offer a compact footprint, as well as quick and simple setup in congested areas and on solid or rough terrain. Concrete is just one of many materials that can be efficiently and economically placed with a Telebelt. These machines keep ready mix trucks safely at the curb and help complete pours faster. Conveying also allows for reduced cement and water content, which yields a stronger, more cost-effective mix.

In addition, Telebelts are ideal for handling special materials required for unique applications that are unsuitable for other equipment.

Conveying versatility — multiple materials in unlimited applications




Concrete




Pervious concrete




Roller compacted concrete



Gravel



Sand



Wood

Telebelt® TB 110 — telescopic belt conveyor standard features

Boom

- 106' 1" (32.34m) horizontal reach
- Low 15' 9" (4.80m) unfolding height
- Four-section telescopic boom
- Steel/aluminum base with three telescopic high strength aluminum sections
- Single control lever to extend/retract all sections
- Maintenance free sealed roller bearings
- Quick telescoping feature
- 360° hydraulic rotation

Boom control and operation

- Main conveyor functions controlled by Modular Boom Control (MBC) system
- Single-section maintenance without removing entire valve assembly
- Ergonomic and lightweight standard proportional radio remote control
- Independent belt speed control for main and feed conveyors
- 100' 0" (30m) proportional cable remote
- Manual control backup for all functions

Main conveyor

- 18" (457mm) 3-ply nylon cord vulcanized spliced belt
- Maximum observed capacity of 5 cubic yards per minute (4m³/min)
- Infinitely variable belt speed control from 0 to 100%
- Spring-tensioned carbide scraper system
- Active independent control of the feed and main conveyor systems

Feeder belt

- 38' 0" (11.60m) aluminum independent hydraulic feed conveyor
- 360° hydraulic rotation allowing material to be loaded from any position desired
- 18" (457mm) belt can be fed by a ready mix truck, dump truck, skid-steer loader or front-end loader
- UHMW polyethylene integrated folding feeder hopper handles the toughest mixes
- Spring-tensioned carbide scraper system

Trunk/end hose

- Standard 8" (200mm) and 12" (305mm) reducers — each with 15' 0" (4.57m) end hoses and chain binder oil

Material Handling

- Handles the harshest concrete mix designs at any slump
- No special mix requirements
- Places any type of flowable material

Outriggers

- Quick and easy setup in congested areas
- Compact footprint
- Sets up on solid or rough terrain
- Unique butterfly design outriggers manually swing out and hydraulically extend up or down

Power

- Driven by two full horsepower rated air shift rear PTO's from the Mack MRU 613 405 hp (302kW) engine
- Low engine RPM and 150 hp (112kW) for reduced fuel costs

Clean out

- Requires only water to clean
- High pressure 2,500 psi (173 bar) hydraulically-driven pressure washer system
- Large capacity 200 gallon (757L) water tank

Additional standard features

- Aluminum diamond plate deck
- Large side-mounted aluminum toolbox
- High quality paint finish
- Operators manuals and ship-away kit
- Air activated pusher axle ensures compliance with federal bridge formula weight requirements

Available options

- Rock hopper and soil grate accessory
- Front-end loader hopper
- Low profile hopper
- Side loading channels
- Custom paint schemes



The PRO-VANTAGE® Warranty Plan extends the coverage on all Putzmeister BSF boom pumps for a total of 36 months or 6,600 hours at no extra charge. Domestic only.

Telebelt® TB 110 advantage



Low clearance projects

With extremely low unfolding heights and the ability to be moved rapidly, Telebelts can be set up and operated on jobs with height restrictions such as warehouse slabs. Material can be conveyed long distances in an enclosed structure, under bridges and into limited access structures.



Handles various materials

In addition to easily handling aggregates from sand to 4" (100mm) rock with ease, a Telebelt conveys a multitude of concrete mix designs at high volumes. Corps of Engineers, Federal and State DOT testing proves that Telebelts do not segregate concrete or cause air entrainment or slump loss.



Quick setup and teardown

Telebelts can perform multiple tasks from a single location. Quick setup and teardown, as well as the ability to place material at high volumes, enable you to complete more jobs in less time and with less manpower. Tedious tasks once requiring multiple trips with other equipment are eliminated.



Placement versatility

A Telebelt offers a quick way to easily maneuver around obstacles and place material exactly where you want it without the extra cost of all-wheel drive mixer trucks, skid-steer loaders or other equipment.



A cleaner more efficient site

Telebelts do not require priming, and all material can be run off the belts eliminating waste. A highly efficient spring-tensioned carbide scraper system helps to keep job sites clean.



Hopper options and convenience

An integral part of the feed conveyor, the folding hopper makes setup a breeze. Side panels fold into the feed conveyor and end panels connect with linchpins. The belt can then be easily fed with ready mix trucks from three sides. Additional hopper options are also available.